



August 2017 Culver City Police Monthly Recap



Table of Contents

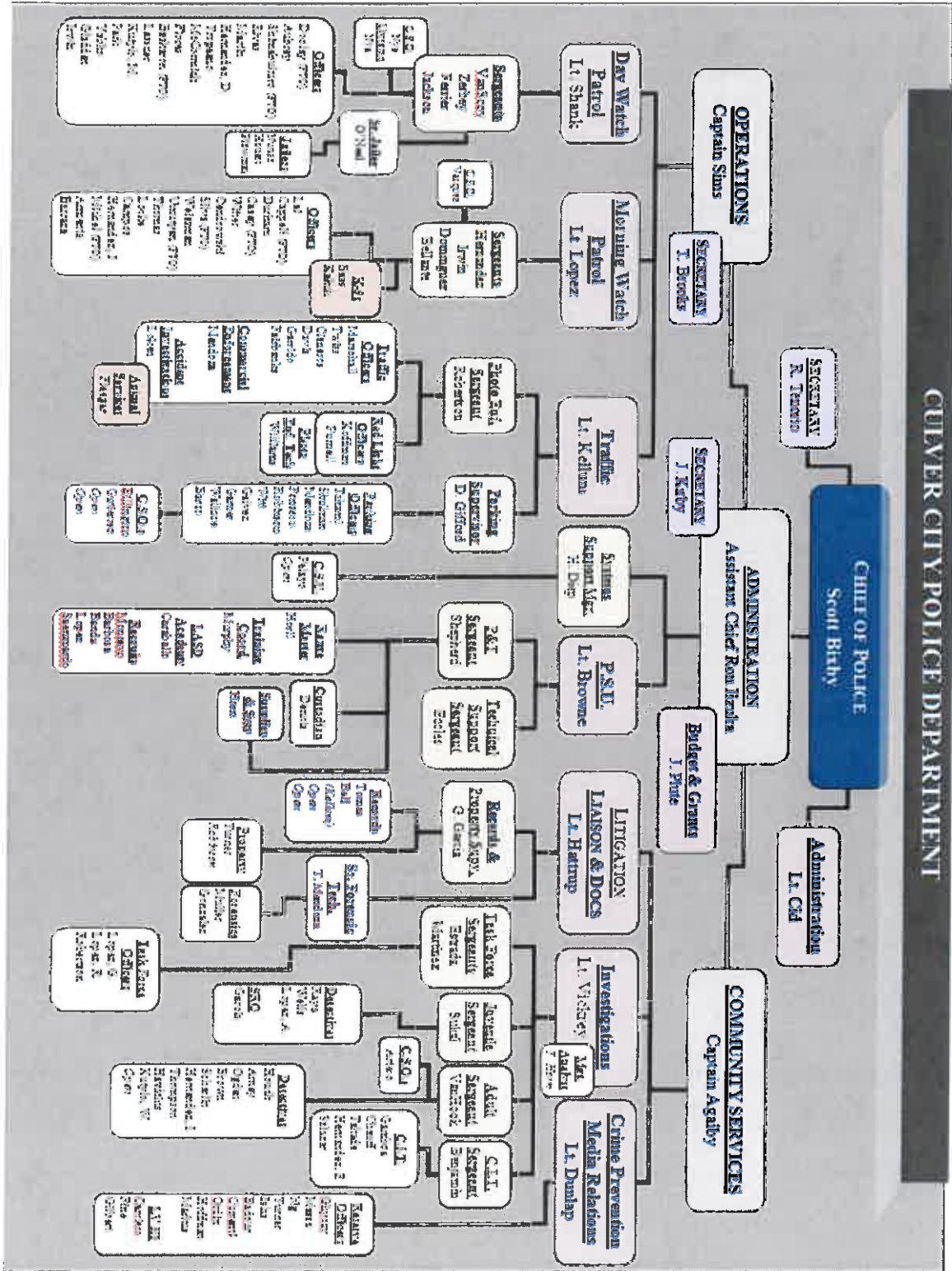
- Administration Bureau.....2**
 - Grant Activity.....2
 - Organizational Chart.....3
 - Personnel & Training..... 4
- Operations Bureau5**
 - Response Time.....5
 - Calls for Service6-7
 - Police Reports7
 - Arrests/Bookings..... 8
 - Mental Health 8
 - Traffic Collisions 9
 - Primary Collision Factors 9
 - Hit & Run 10
 - DUI arrests..... 10-11
 - Traffic Citations11
 - Automated Enforcement 12
 - Parking..... 12-13
 - Animal Services 13
- Community Services Bureau..... 14**
 - Violent Crime 14
 - Property Crime 14
 - Part 1 Crime..... 15
 - Westfield Mall Crime..... 16
 - Case Clearance 16

Administration Bureau

GRANT ACTIVITY

Grants Awarded	
U.S.D.O.J - Office of Justice Programs - Bulletproof Vest Partnership	FY15 Grant awarded in the amount \$17,748.42. FY16 Grant in the amount of \$22,505.08 was awarded on October 7, 2016. Reimbursement requests are ongoing based on vests purchased. Received reimbursements in the amount of \$14,253.32. The Department is required to exhaust FY15 grant funds prior to using FY16 grant funds.
FY16 U.S. Dept. of Justice – Edward Byrne Memorial Justice Assistance Grant (JAG) Program – Local Solicitation	In Grant CLOSE OUT process. On May 3, 2017, received reimbursement in the amount of \$13,579.00. Submitted Quarterly Program report on April 24, 2017. Submitted Final Financial Report and Grant Drawdown on April 25, 2017. Grant funds covered the costs to create a law enforcement strategic plan for police leadership to advance the department’s ability to deliver the highest quality service to the community. The grant period is October 1, 2015- September 30, 2017. (The grant period does go back to 2015 even though the grant was awarded in 2016).
FY17 California Office of Traffic Safety - Selective Traffic Enforcement Program (STEP)	FY17 Grant in the amount of \$70,000 was awarded on August 5, 2016. Submitted Quarterly Program Report on July 24, 2017. Submitted Quarterly Reimbursement Claim on July 26, 2017. Grant funds will continue Traffic Safety Operations; DUI Checkpoints, DUI Saturations, Bicycle and Pedestrian Operations and Traffic Safety Educational Presentations. The grant period is October 1, 2016- September 30, 2017.
FY17 Board of State and Community Corrections	Grant in the amount of \$50,000.00 was awarded in February 2017. Grant funds will be used to contract with local non-profit social service providers to perform additional outreach services for our homeless population and interface with our mental health evaluation team for the best possible solutions for each individual case.
Grants Applied	
FY18 California Office of Traffic Safety - Selective Traffic Enforcement Program (STEP)	Grant Application in the amount of \$117,480.00 was submitted on January 24, 2017. Requested grant funds will continue Traffic Safety Operations; DUI Checkpoints, DUI Saturations, Bicycle and Pedestrian Operations, Traffic Safety Educational Presentations and Safe Routes to School education and enforcement.
FY17 U.S. Dept. of Justice – Office of Justice Programs - Bulletproof Vest Partnership	Grant Application in the amount of \$11,551.93 was submitted on June 13, 2017. Grants funds cover the one-half the cost of Department issued bullet proof vests.
Other Programs	
L.A. Impact Supplemental Law Enforcement Services Fund	Ongoing. Receiving monthly payment for officers' overtime. Funds cover the salaries and benefits for one (1) Property Technician. Any additional funds remaining cover Operations Bureau overtime.
Asset Forfeiture	Expenditures on-going based on Department needs.

ORGANIZATIONAL CHART



PERSONNEL & TRAINING

Non-Sworn Staff Openings:	8	Sworn Staff Openings:	4
(1) Community Services Officers		(4) Police Officers	
(1) Property Technician			
(3) Records Technician			
(1) Crime Analyst			
(1) C.S.U. IT			
(1) Parking Enforcement Officer			

Budgeted Non-Sworn Staff:	42
Budgeted Sworn Staff:	109
TOTAL BUDGETED STAFF:	151

	Dept. Personnel by Race	%	Sworn Personnel by Race	%	Non-Sworn Personnel by Race	%	Dept. Supervision by Race	%
White	66	44%	51	48%	15	35%	11	37%
Hispanic	44	30%	31	29%	13	30%	9	30%
Black	19	13%	8	8%	11	26%	5	17%
Asian	9	6%	7	7%	2	5%	1	3%
Pac. Island	6	4%	4	4%	2	5%	2	7%
Native Am	0	0%	0	0%	0	0%	0	0%
Mid. East.	5	3%	5	3%	0	0%	2	7%
Total:	149		106		43		30	

	Dept. Personnel by Gender	%	Sworn Personnel by Gender	%	Non-Sworn Personnel by Gender	%	Dept. Supervision by Gender	%
Male	120	81%	100	94%	20	47%	26	87%
Female	29	19%	6	6%	23	53%	4	13%
Total:	149		106		43		30	

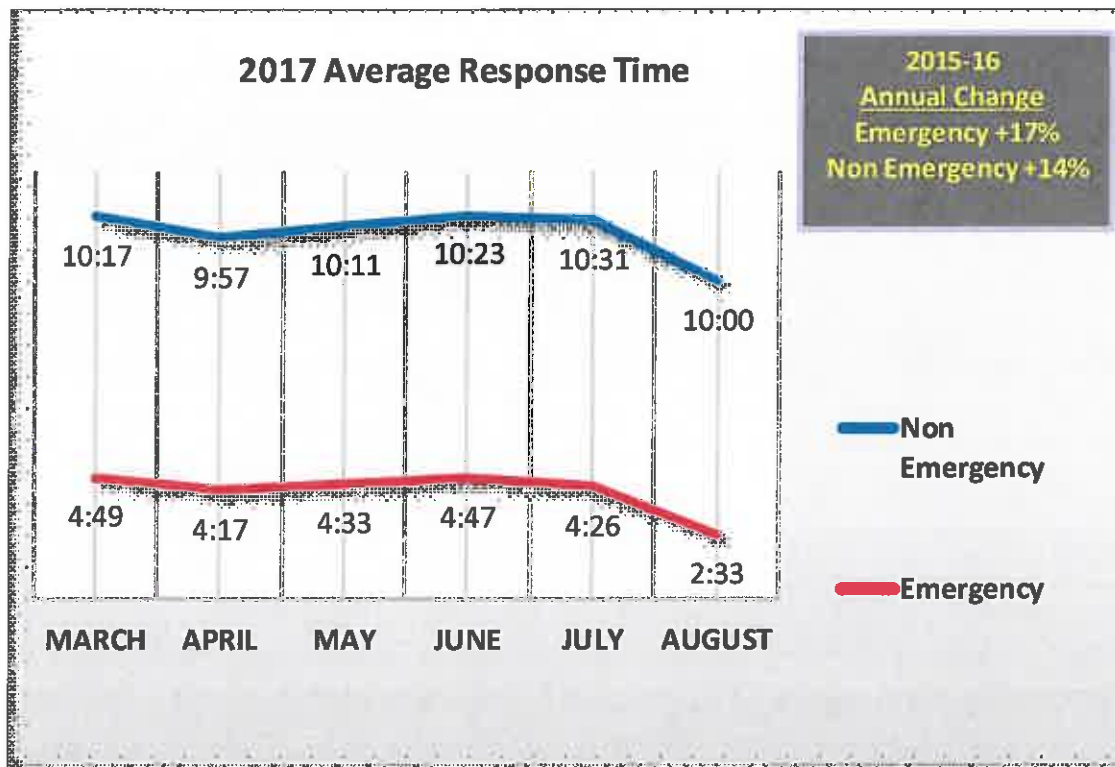
As of 1/1/17

Operations Bureau



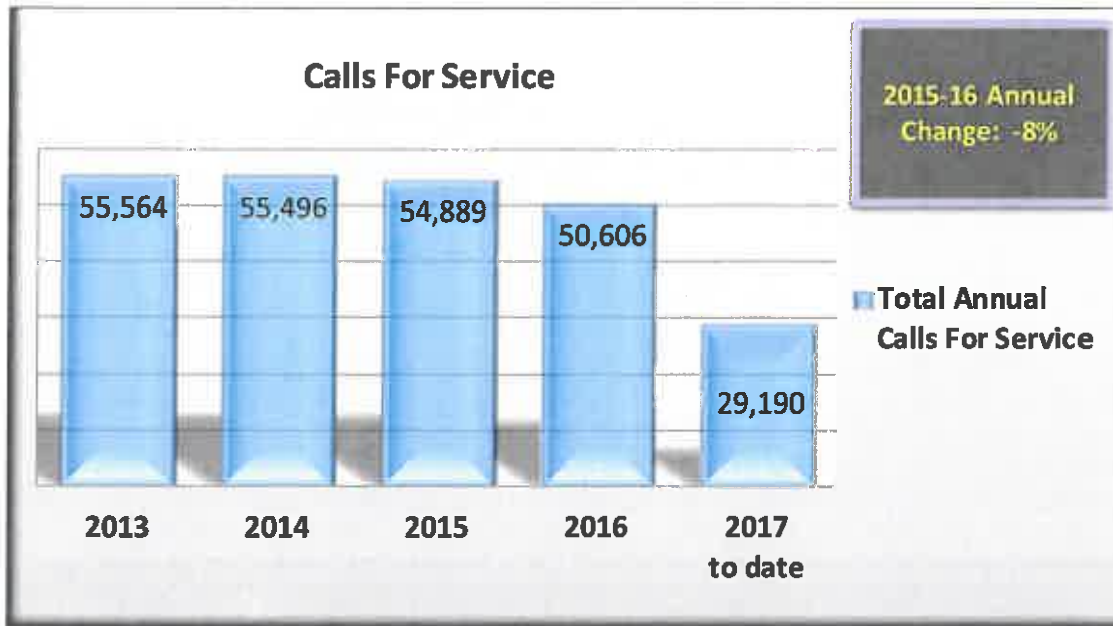
AVERAGE RESPONSE TIME FROM DISPATCH TO ARRIVAL

	<i>July 2017 (Previous Month)</i>	<i>August 2017 (Current Month)</i>	<i>August 2016 (This Month Last Year)</i>
Emergency	4:26	2:33	4:31
Non-Emergency	10:31	10:00	8:28

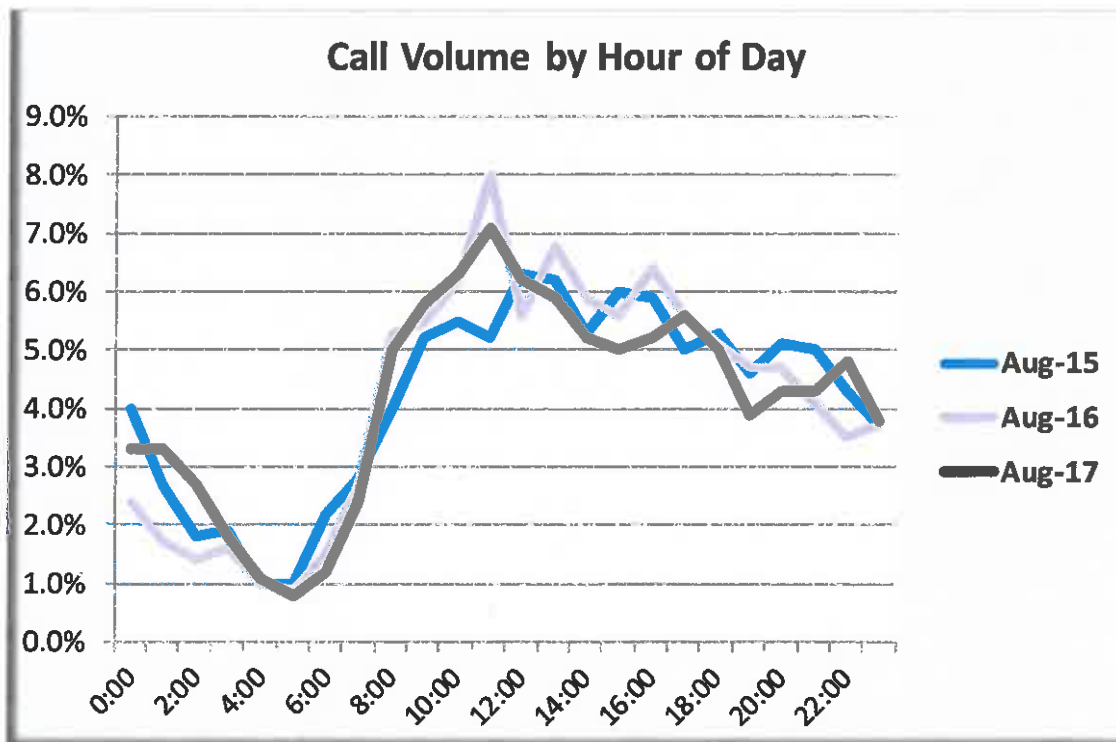


CALLS FOR SERVICE / POLICE INCIDENTS

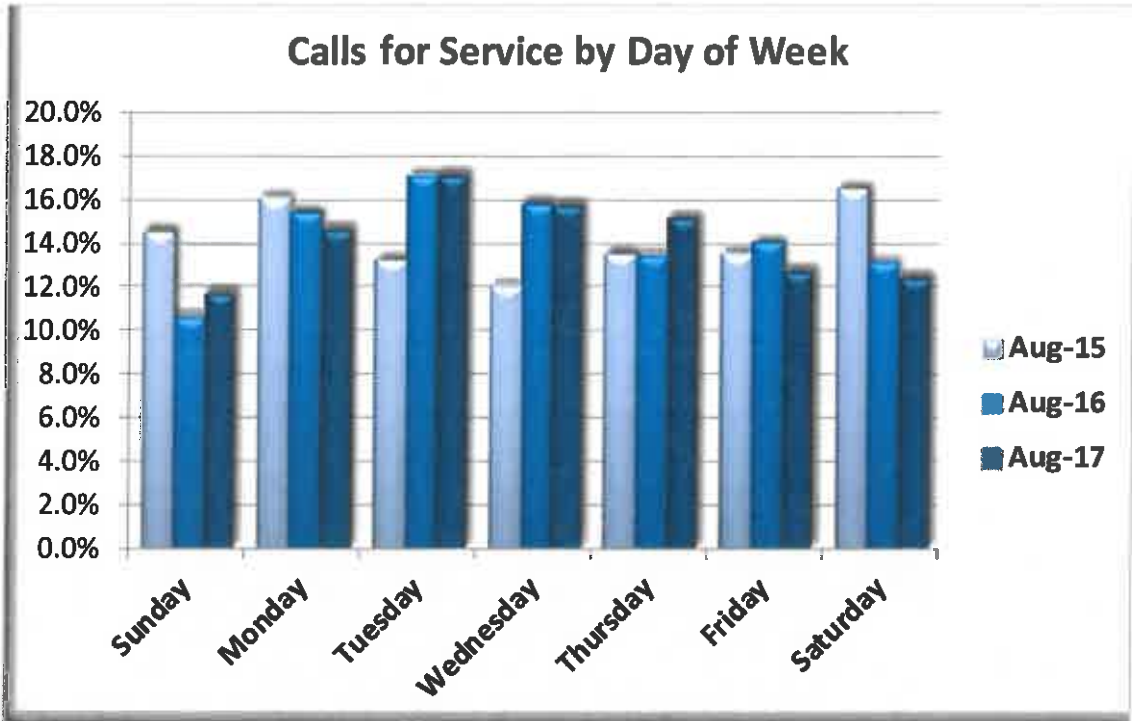
	<i>July 2017 (Previous Month)</i>	<i>August 2017 (Current Month)</i>	<i>August 2016 (This Month Last Year)</i>
Total Calls for Service	3,871	3,563	4,388



CALLS FOR SERVICE VOLUME BY HOUR OF DAY

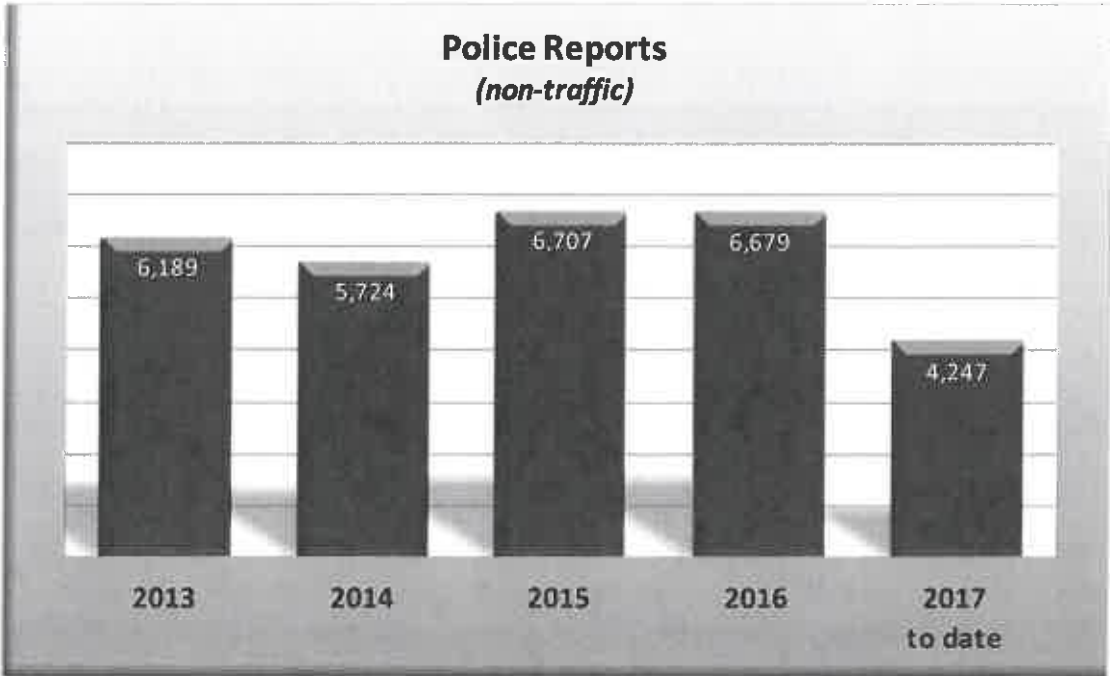


CALLS FOR SERVICE BY DAY OF WEEK



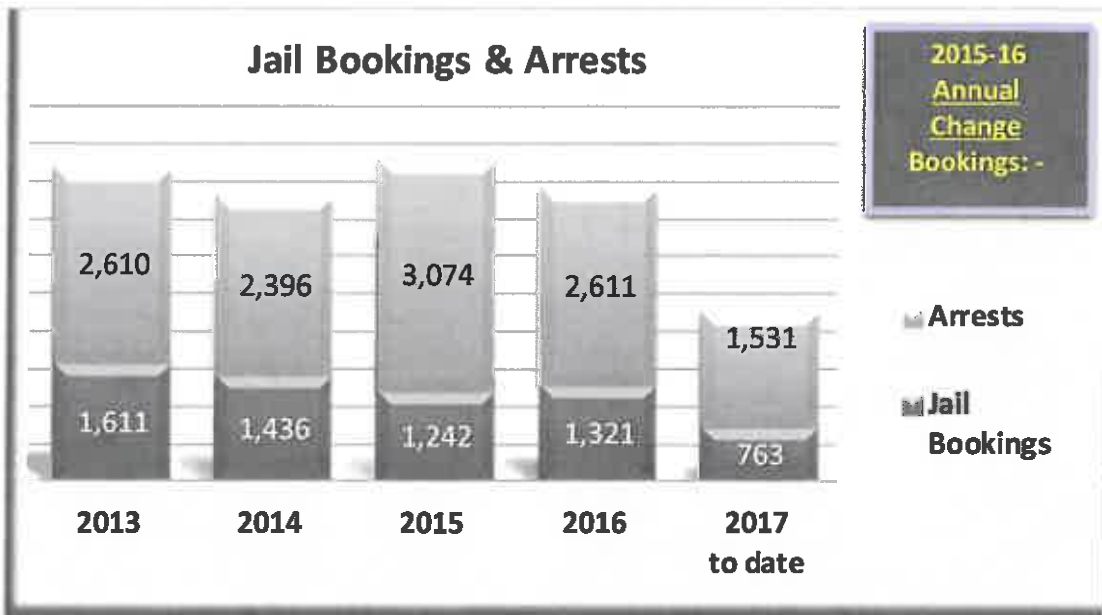
POLICE REPORTS TAKEN (non-traffic)

	<i>July 2017 (Previous Month)</i>	<i>August 2017 (Current Month)</i>	<i>August 2016 (This Month Last Year)</i>
Police Reports	603	518	546



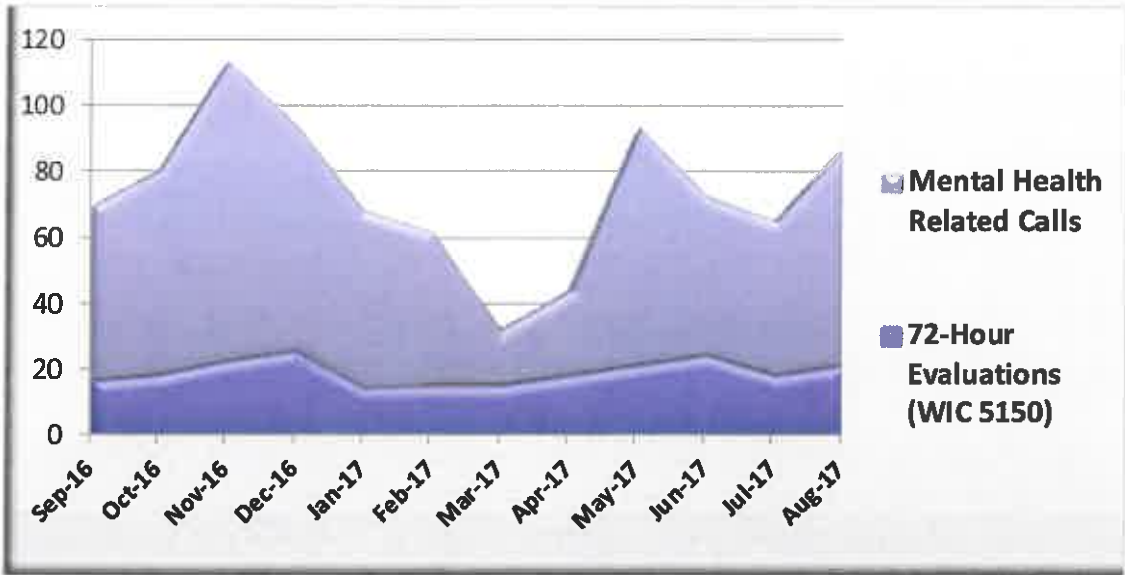
JAIL BOOKINGS AND ARRESTS

	<i>July 2017 (Previous Month)</i>	<i>August 2017 (Current Month)</i>	<i>August 2016 (This Month Last Year)</i>
Jail Bookings	123	102	108
Total Arrests <i>(including cite & release)</i>	223	197	202



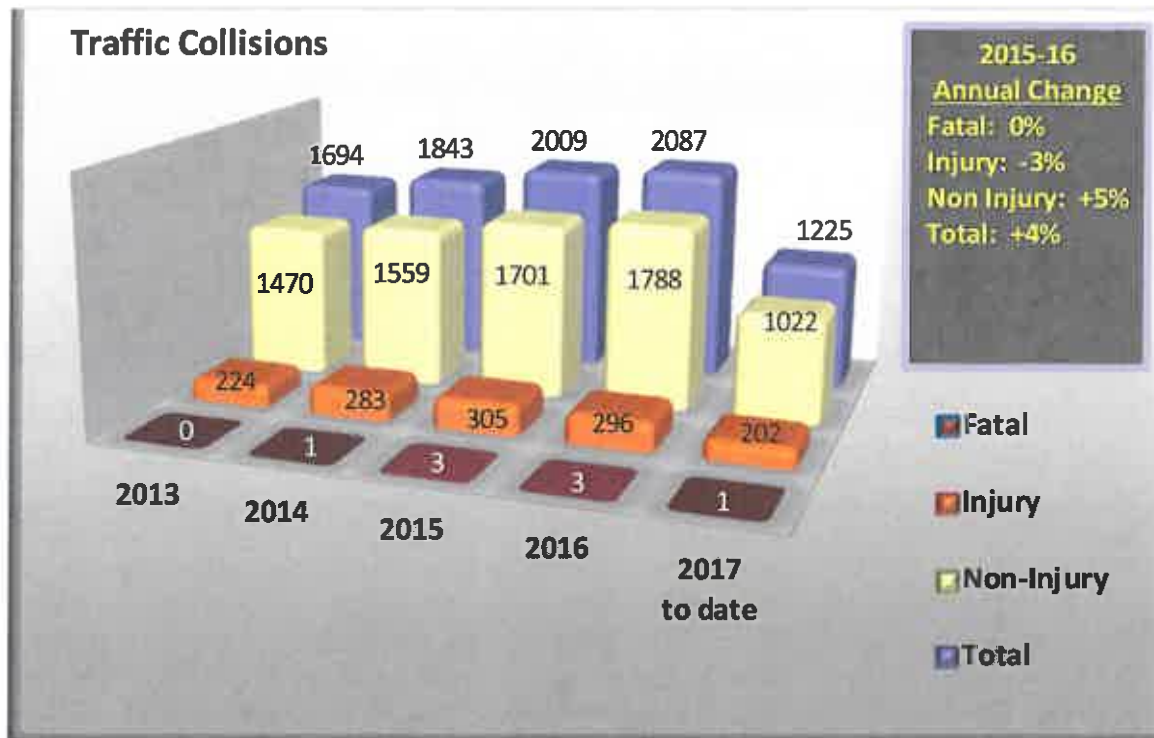
MENTAL HEALTH RELATED (MHR) CONTACTS

	<i>July 2017 (Previous Month)</i>	<i>August 2017 (Current Month)</i>	<i>August 2016 (This Month Last Year)</i>
72-Hour Evaluations	19	22	18
MHR Calls for Service	47	66	37



COLLISIONS

	<i>July 2017 (Previous Month)</i>	<i>August 2017 (Current Month)</i>	<i>August 2016 (This Month Last Year)</i>
Fatal	0	0	0
Injury	31	22	21
Non-Injury	122	121	187
Total	153	143	208

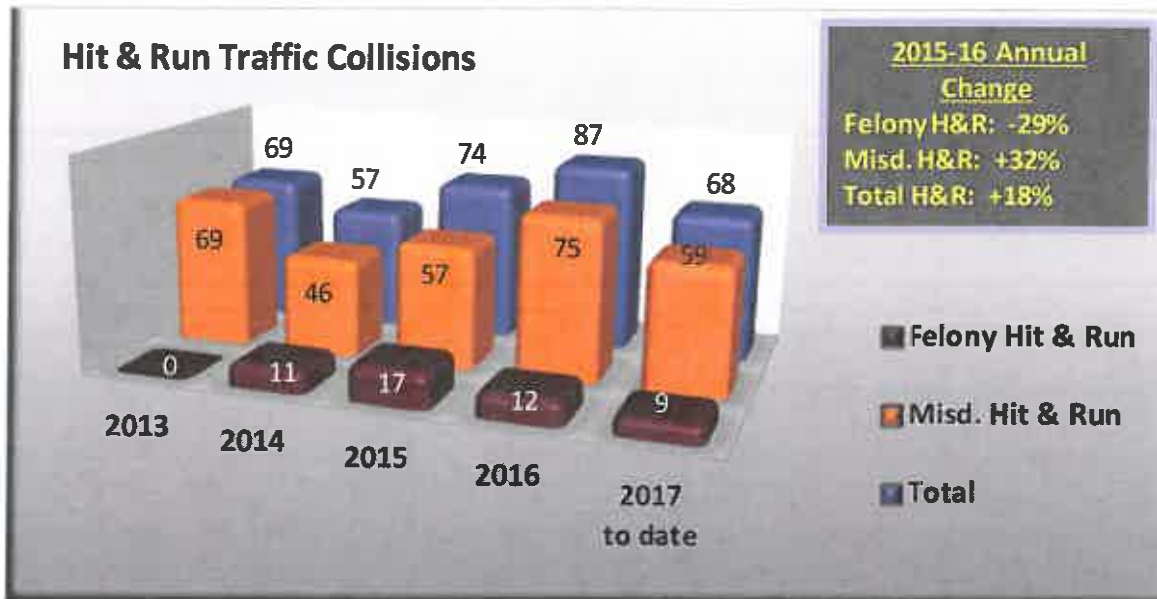


PRIMARY COLLISION FACTORS

		Aug. 2017	2017 Total
CVC 21801(a)	Left Turn or U-Turn	2	35
CVC 22350	Basic Speed Law	6	55
CVC 21453(a)	Circular Red or Red Arrow	2	24
CVC 22107	Turning Movements & Req'd Signals	3	21
CVC 21650.1	Bicycle Operated on Roadway	0	4
CVC 21703	Following Too Closely	1	7

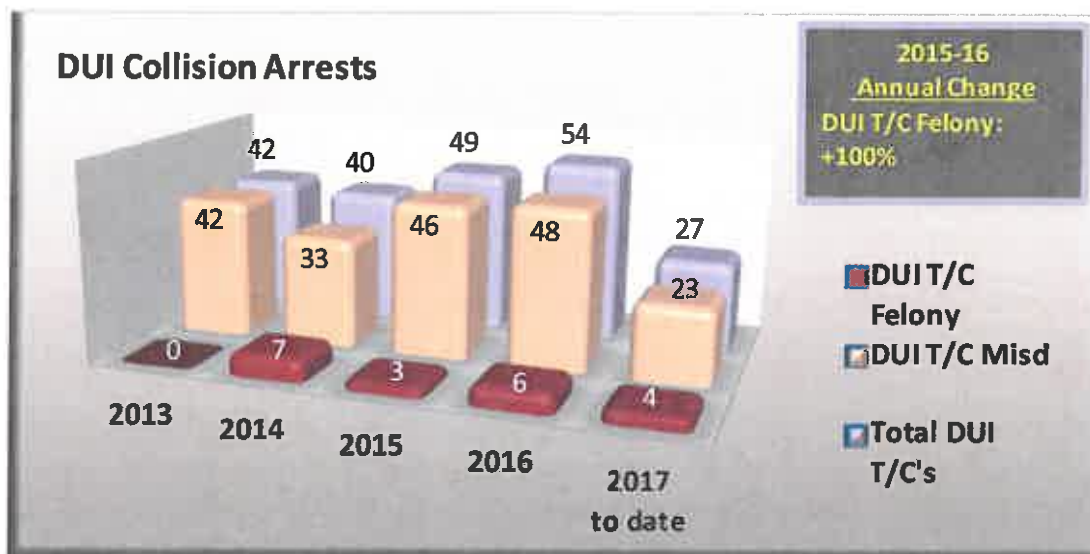
HIT & RUN

	<i>July 2017 (Previous Month)</i>	<i>August 2017 (Current Month)</i>	<i>August 2016 (This Month Last Year)</i>
Felony H&R	1	1	0
Misd. H&R	13	4	5
Total	14	5	5



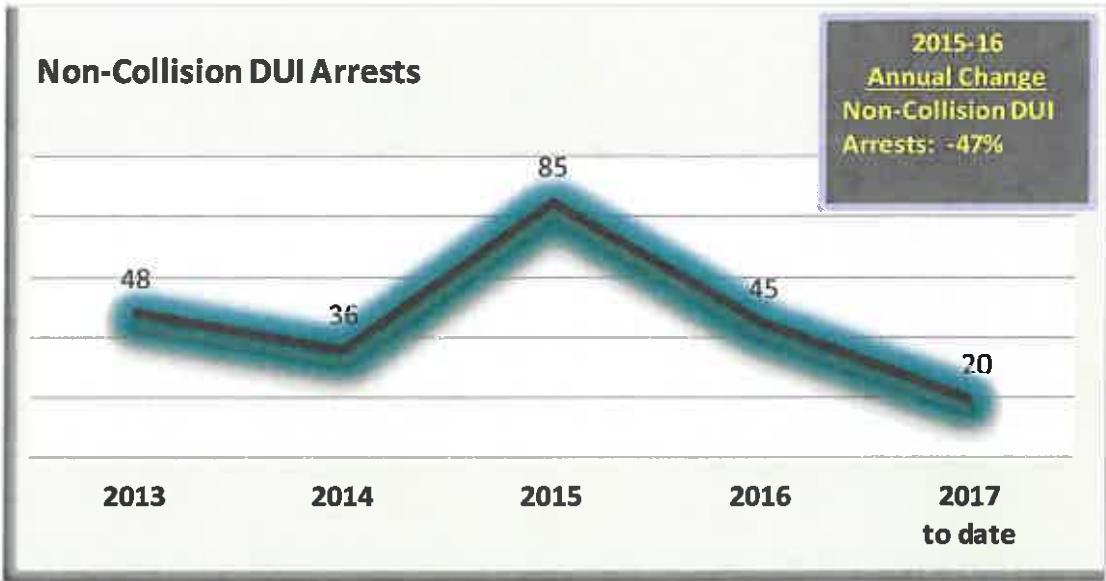
DUI COLLISIONS

	<i>July 2017 (Previous Month)</i>	<i>August 2017 (Current Month)</i>	<i>August 2016 (This Month Last Year)</i>
DUI T/C Misd. Arrests	4	4	4
DUI T/C Felony Arrests	2	1	0
Total DUI T/C Arrests	6	5	4



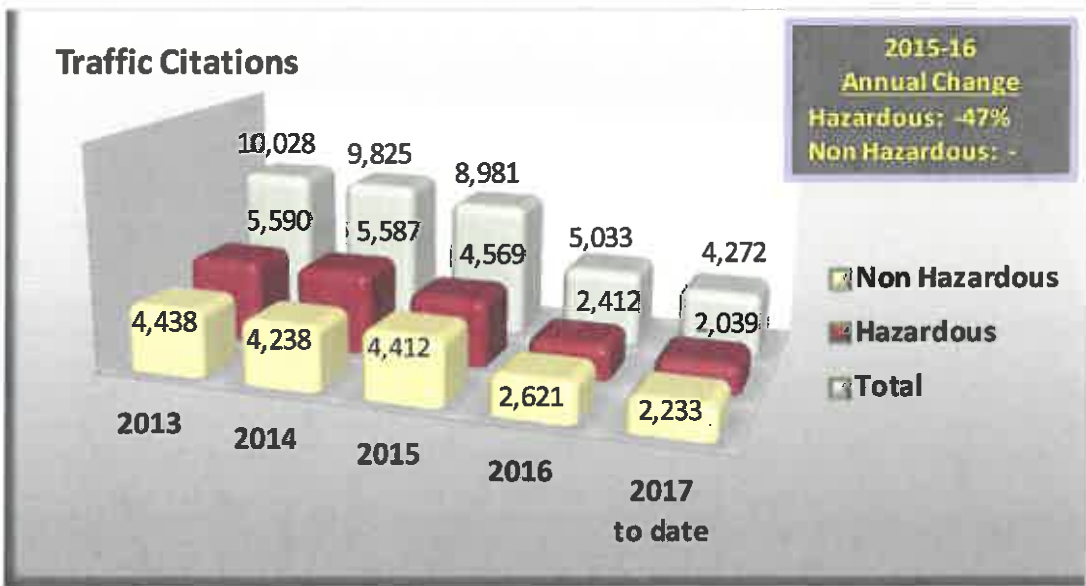
DRIVING UNDER THE INFLUENCE (DUI) ARREST

	<i>July 2017 (Previous Month)</i>	<i>August 2017 (Current Month)</i>	<i>August 2016 (This Month Last Year)</i>
Non-Collision DUI Arrests	9	2	6



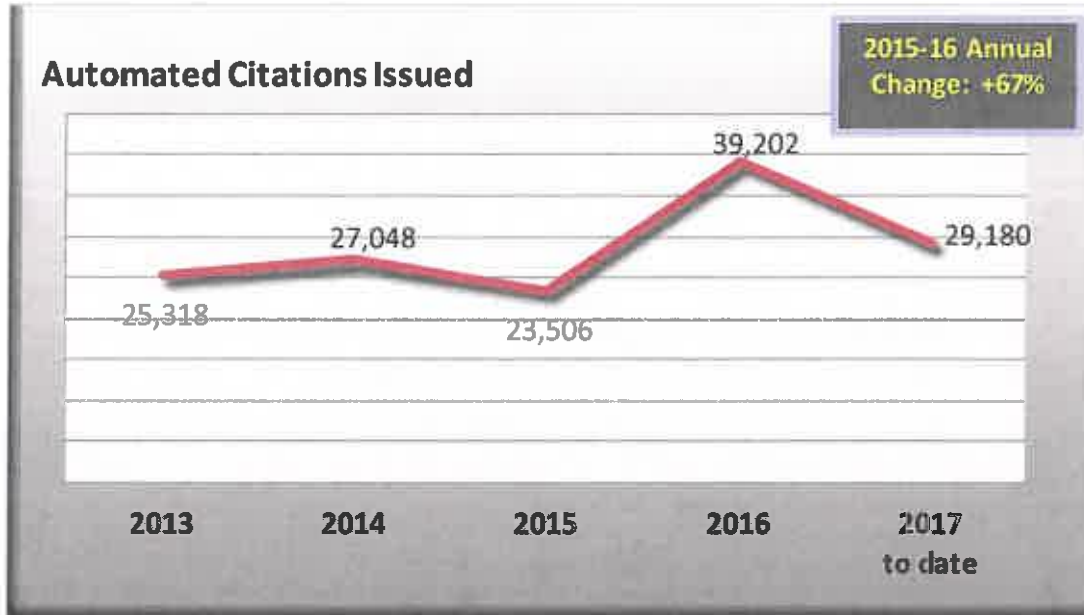
TRAFFIC CITATIONS

	<i>July 2017 (Previous Month)</i>	<i>August 2017 (Current Month)</i>	<i>August 2016 (This Month Last Year)</i>
Hazardous	234	222	208
Non Hazardous	270	321	166
Total	504	543	374



RED LIGHT PHOTO ENFORCEMENT

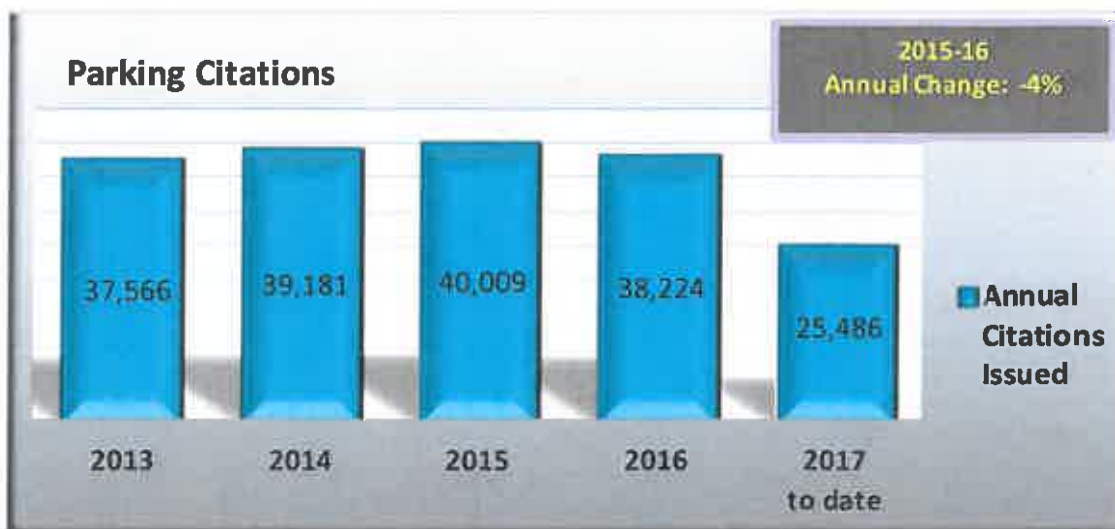
	<i>July 2017 (Previous Month)</i>	<i>August 2017 (Current Month)</i>	<i>August 2016 (This Month Last Year)</i>
Citations Issued	4,958	4,056	3,408



All 21 cameras were fully operation. No accidents were reported to the Police Department at photo enforcement equipped intersections.

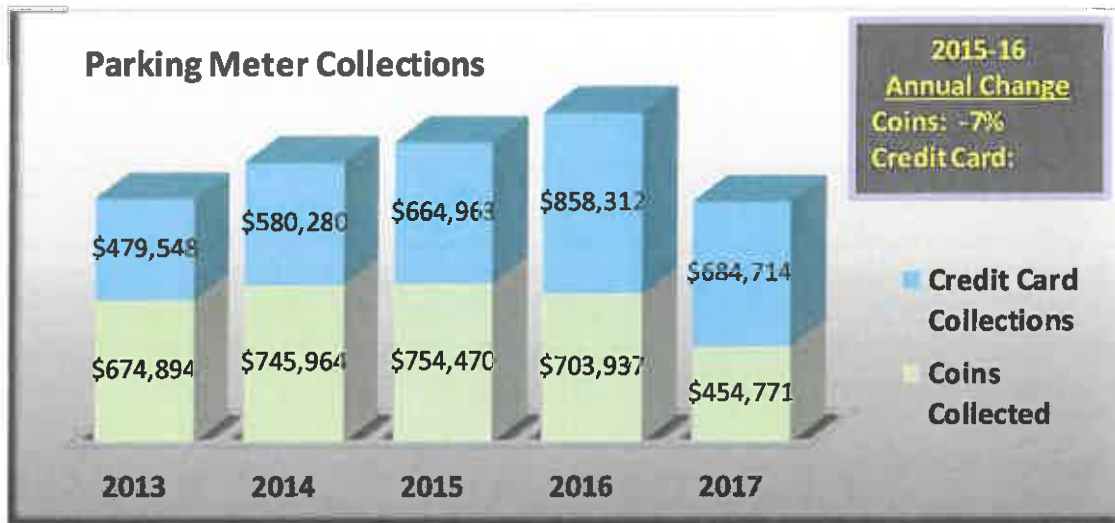
PARKING CITATIONS

	<i>July 2017 (Previous Month)</i>	<i>August 2017 (Current Month)</i>	<i>August 2016 (This Month Last Year)</i>
Citations Issued	2,998	3,364	3,352



METER COLLECTION

	<i>July 2017 (Previous Month)</i>	<i>August 2017 (Current Month)</i>	<i>August 2016 (This Month Last Year)</i>
Coin Collection	\$47,682	\$71,850	\$67,804
Credit Card Collection	\$81,503	\$99,370	\$87,486



ANIMAL CONTROL

	<i>July 2017 (Previous Month)</i>	<i>August 2017 (Current Month)</i>	<i>August 2016 (This Month Last Year)</i>
CCPD Handled Calls	*138	*122	280
Investigations	6	0	6
Bite(s)	1	5	1
ASO Phone Call Volume	238	198	339

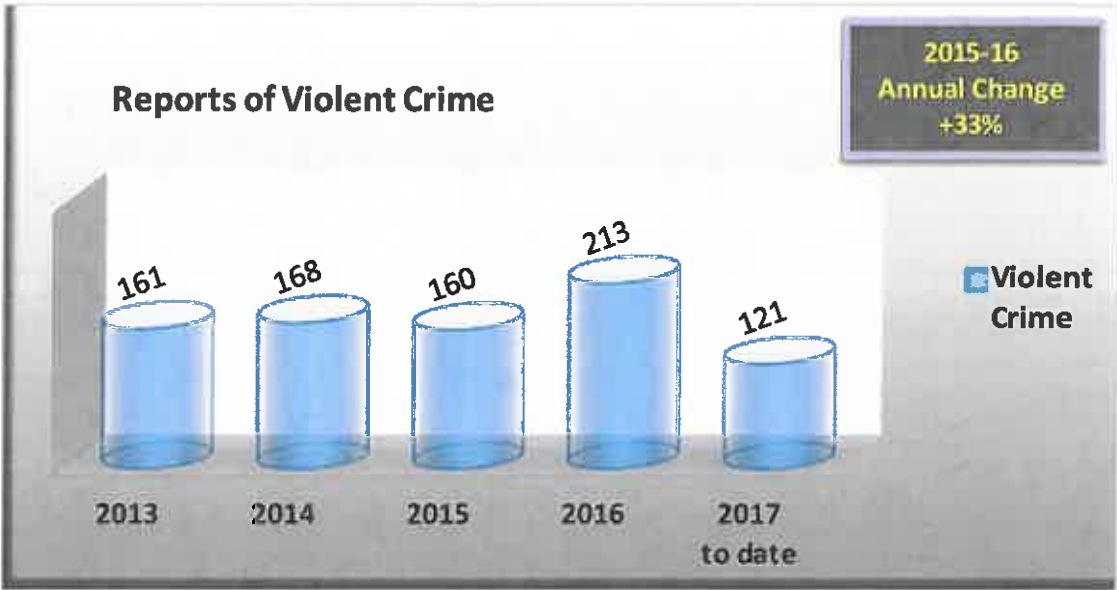
* No longer able to track calls deferred to County for service



Community Services Bureau

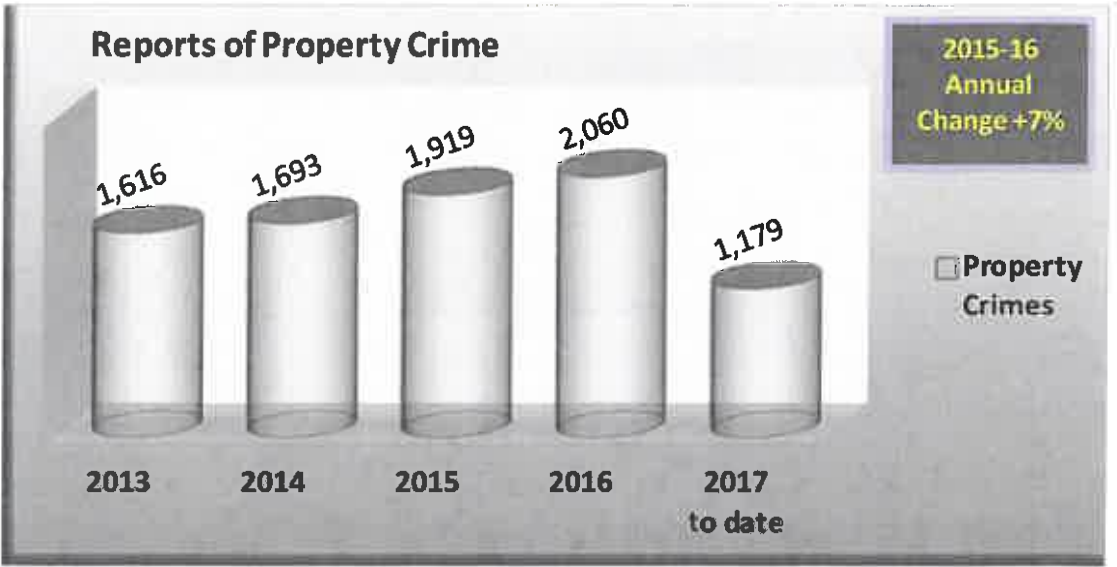
VIOLENT CRIME

	<i>July 2017 (Previous Month)</i>	<i>August 2017 (Current Month)</i>	<i>August 2016 (This Month Last Year)</i>
Total Violent Crime	20	11	20



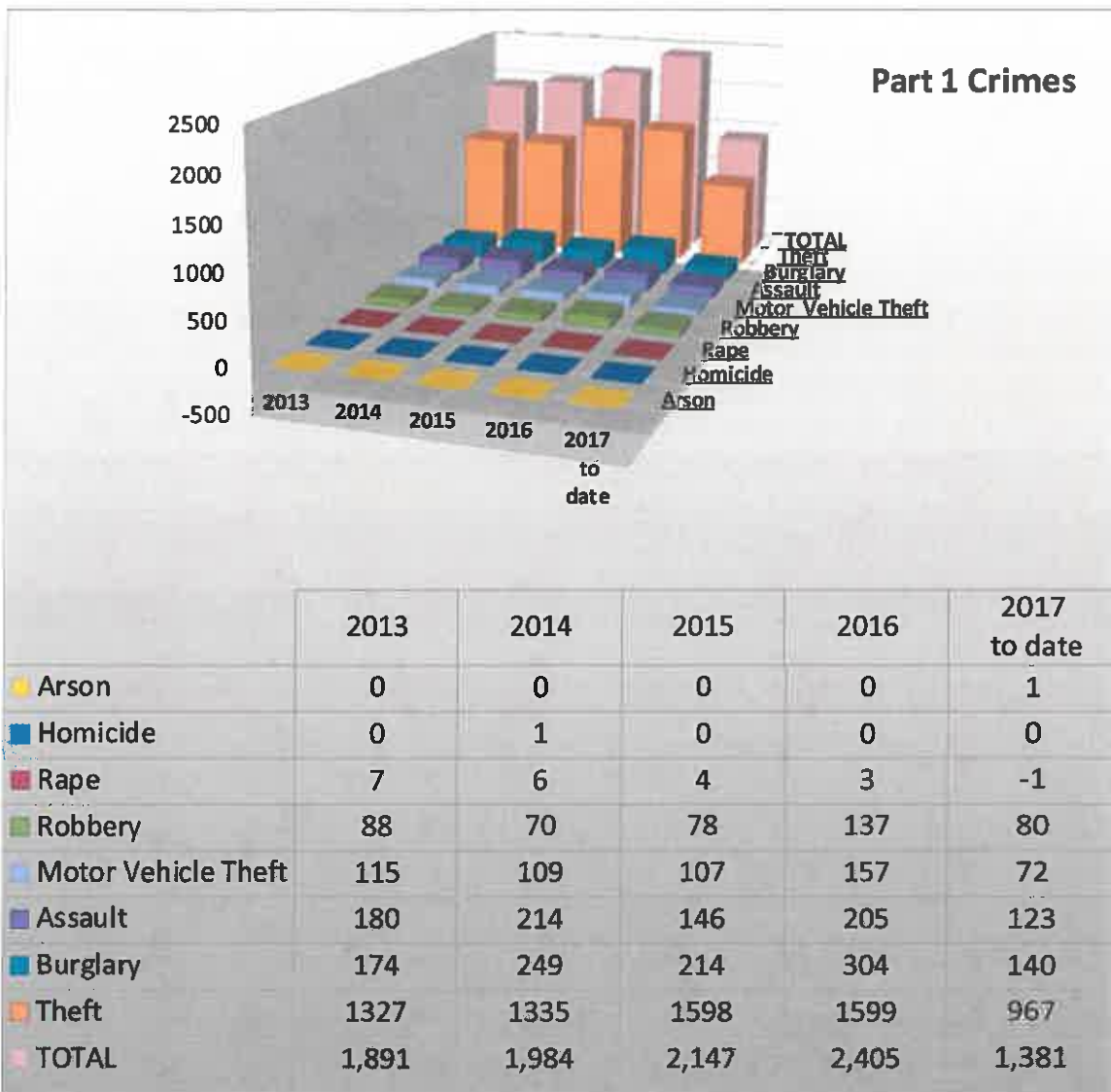
PROPERTY CRIME

	<i>July 2017 (Previous Month)</i>	<i>August 2017 (Current Month)</i>	<i>August 2016 (This Month Last Year)</i>
Total Property Crime	179	162	151



PART 1 CRIMES

	<i>July 2017 (Previous Month)</i>	<i>August 2017 (Current Month)</i>	<i>August 2016 (This Month Last Year)</i>	<i>2015-16 Annual Change</i>
Arson	0	0	0	N/A
Homicide	0	0	0	100%
Rape	-1	0	0	-17%
Robbery	10	6	15	-26%
Assault	26	18	15	16%
Burglary	17	12	24	30%
Theft	154	142	121	1%
Vehicle Theft	8	8	6	-6%
TOTAL	214	186	181	5%



WESTFIELD MALL CRIME

	<i>July 2017 (Previous Month)</i>	<i>August 2017 (Current Month)</i>	<i>August 2016 (This Month Last Year)</i>
Total Mall Crime	60	45	57



CASE CLEARANCE

	<i>July 2017 (Previous Month)</i>	<i>August 2017 (Current Month)</i>	<i>August 2016 (This Month Last Year)</i>
Total Offenses	214	186	181
Offenses Cleared	70	69	291
Clearance Rate	33%	37%	161%

