



July 2017 Culver City Police Monthly Recap



Table of Contents

- Grant Activity**2
- Personnel & Training**..... 3-4
 - Organizational Chart.....3
 - Staffing.....4
- Operations Bureau**5
 - Response Time5
 - Calls for Service6-7
 - Police Reports7
 - Arrests/Bookings..... 8
 - Mental Health 8
- Investigations Section**..... 9
 - Violent Crime 9
 - Property Crime 9
 - Part 1 Crime..... 10
 - Westfield Mall Crime..... 11
 - Case Clearance 11
- Traffic Section**..... 12
 - Traffic Collisions 12
 - Primary Collision Factors 12
 - Hit & Run 13
 - DUI arrests..... 13-14
 - Traffic Citations 14
 - Automated Enforcement 15
 - Parking.....16
 - Animal Services 17

Grant Activity

Grants Awarded	
U.S.D.O.J - Office of Justice Programs - Bulletproof Vest Partnership	FY15 Grant awarded in the amount \$17,748.42. FY16 Grant in the amount of \$22,505.08 was awarded on October 7, 2016. Reimbursement requests are ongoing based on vests purchased. Received reimbursements in the amount of \$14,253.32. The Department is required to exhaust FY15 grant funds prior to using FY16 grant funds.
FY16 U.S. Dept. of Justice – Edward Byrne Memorial Justice Assistance Grant (JAG) Program – Local Solicitation	In Grant CLOSE OUT process. On May 3, 2017, received reimbursement in the amount of \$13,579.00. Submitted Quarterly Program report on April 24, 2017. Submitted Final Financial Report and Grant Drawdown on April 25, 2017. Grant funds covered the costs to create a law enforcement strategic plan for police leadership to advance the department's ability to deliver the highest quality service to the community. The grant period is October 1, 2015-September 30, 2017. (The grant period does go back to 2015 even though the grant was awarded in 2016).
FY17 California Office of Traffic Safety - Selective Traffic Enforcement Program (STEP)	FY17 Grant in the amount of \$70,000 was awarded on August 5, 2016. Submitted Quarterly Program Report on July 24, 2017. Submitted Quarterly Reimbursement Claim on July 26, 2017. Grant funds will continue Traffic Safety Operations; DUI Checkpoints, DUI Saturations, Bicycle and Pedestrian Operations and Traffic Safety Educational Presentations. The grant period is October 1, 2016- September 30, 2017.
FY17 Board of State and Community Corrections	Grant in the amount of \$50,000.00 was awarded in February 2017. Grant funds will be used to contract with local non-profit social service providers to perform additional outreach services for our homeless population and interface with our mental health evaluation team for the best possible solutions for each individual case.
Grants Applied	
FY18 California Office of Traffic Safety - Selective Traffic Enforcement Program (STEP)	Grant Application in the amount of \$117,480.00 was submitted on January 24, 2017. Requested grant funds will continue Traffic Safety Operations; DUI Checkpoints, DUI Saturations, Bicycle and Pedestrian Operations, Traffic Safety Educational Presentations and Safe Routes to School education and enforcement.
FY17 U.S. Dept. of Justice – Office of Justice Programs - Bulletproof Vest Partnership	Grant Application in the amount of \$11,551.93 was submitted on June 13, 2017. Grants funds cover the one-half the cost of Department issued bullet proof vests.
Other Programs	
L.A. Impact Supplemental Law Enforcement Services Fund	Ongoing. Receiving monthly payment for officers' overtime. Funds cover the salaries and benefits for one (1) Property Technician. Any additional funds remaining cover Operations Bureau overtime.
Asset Forfeiture	Expenditures on-going based on Department needs.

Non-Sworn Staff Openings: 9
(3) Community Services Officers
(1) Property Technician
(2) Records Technician
(1) Crime Analyst
(1) C.S.U. IT
(1) Parking Enforcement Officer

Sworn Staff Openings: 4
(4) Police Officers

Budgeted Non-Sworn Staff: 42
Budgeted Sworn Staff: 109

TOTAL BUDGETED STAFF: 151

	Dept. Personnel by Race	%	Sworn Personnel by Race	%	Non-Sworn Personnel by Race	%	Dept. Supervision by Race	%
White	66	44%	51	48%	15	35%	11	37%
Hispanic	44	30%	31	29%	13	30%	9	30%
Black	19	13%	8	8%	11	26%	5	17%
Asian	9	6%	7	7%	2	5%	1	3%
Pac. Island	6	4%	4	4%	2	5%	2	7%
Native Am	0	0%	0	0%	0	0%	0	0%
Mid. East.	5	3%	5	3%	0	0%	2	7%
Total:	149		106		43		30	

	Dept. Personnel by Gender	%	Sworn Personnel by Gender	%	Non-Sworn Personnel by Gender	%	Dept. Supervision by Gender	%
Male	120	81%	100	94%	20	47%	26	87%
Female	29	19%	6	6%	23	53%	4	13%
Total:	149		106		43		30	

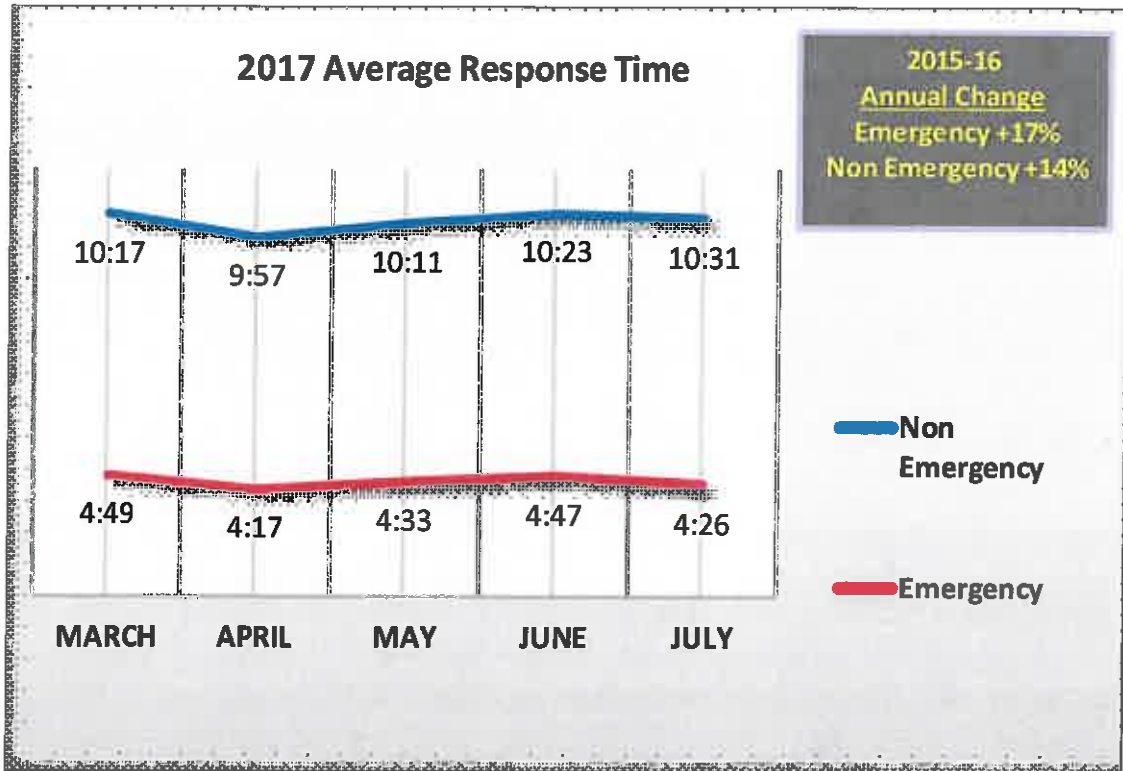
As of 1/1/17

Operations Bureau



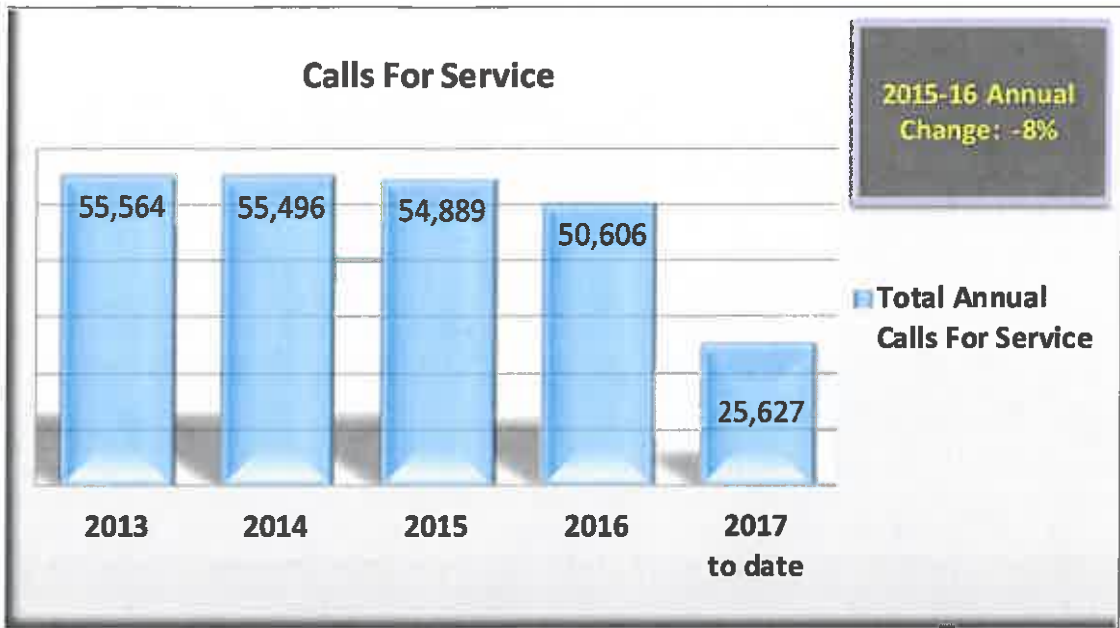
AVERAGE RESPONSE TIME FROM DISPATCH TO ARRIVAL

	<i>June 2017 (Previous Month)</i>	<i>July 2017 (Current Month)</i>	<i>July 2016 (This Month Last Year)</i>
Emergency	4:47	4:26	4:00
Non-Emergency	10:23	10:31	8:09

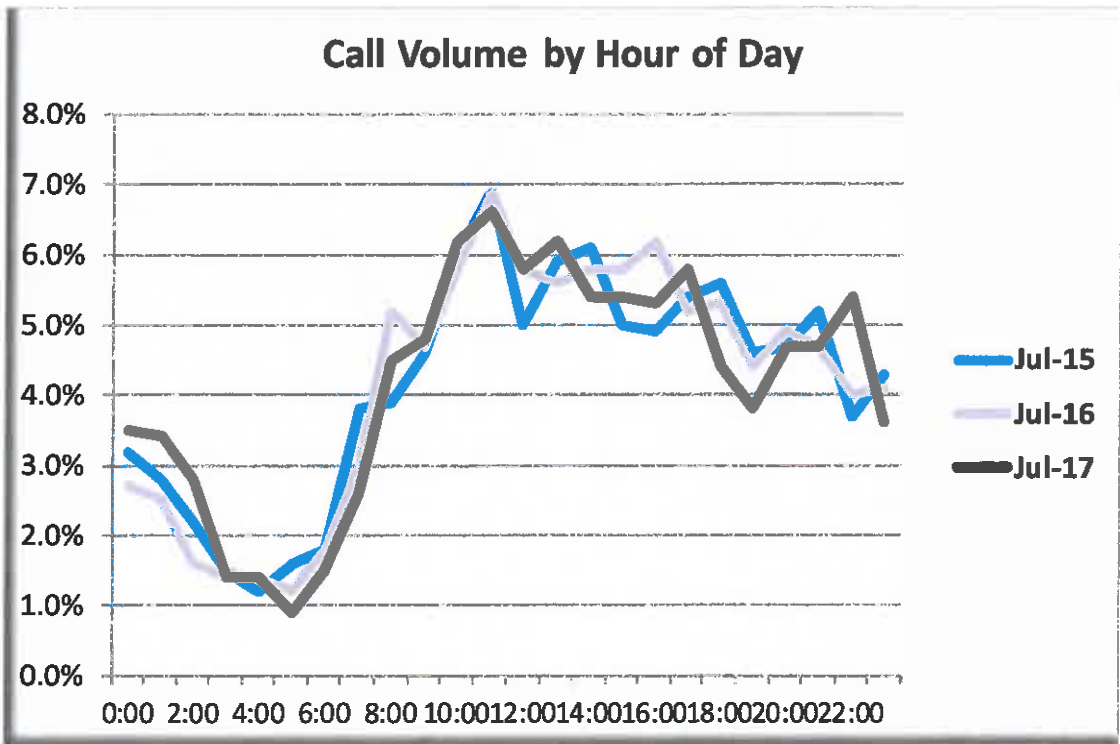


CALLS FOR SERVICE / POLICE INCIDENTS

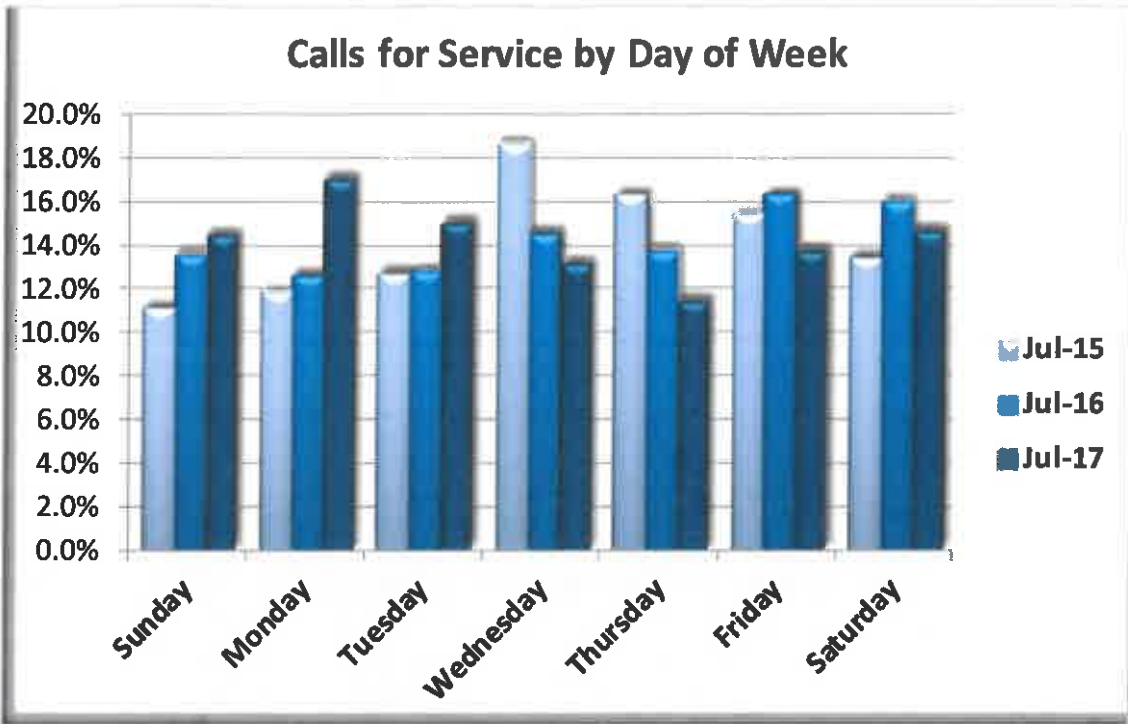
	<i>June 2017 (Previous Month)</i>	<i>July 2017 (Current Month)</i>	<i>July 2016 (This Month Last Year)</i>
Total Calls for Service	3,857	3,871	4,199



CALLS FOR SERVICE VOLUME BY HOUR OF DAY

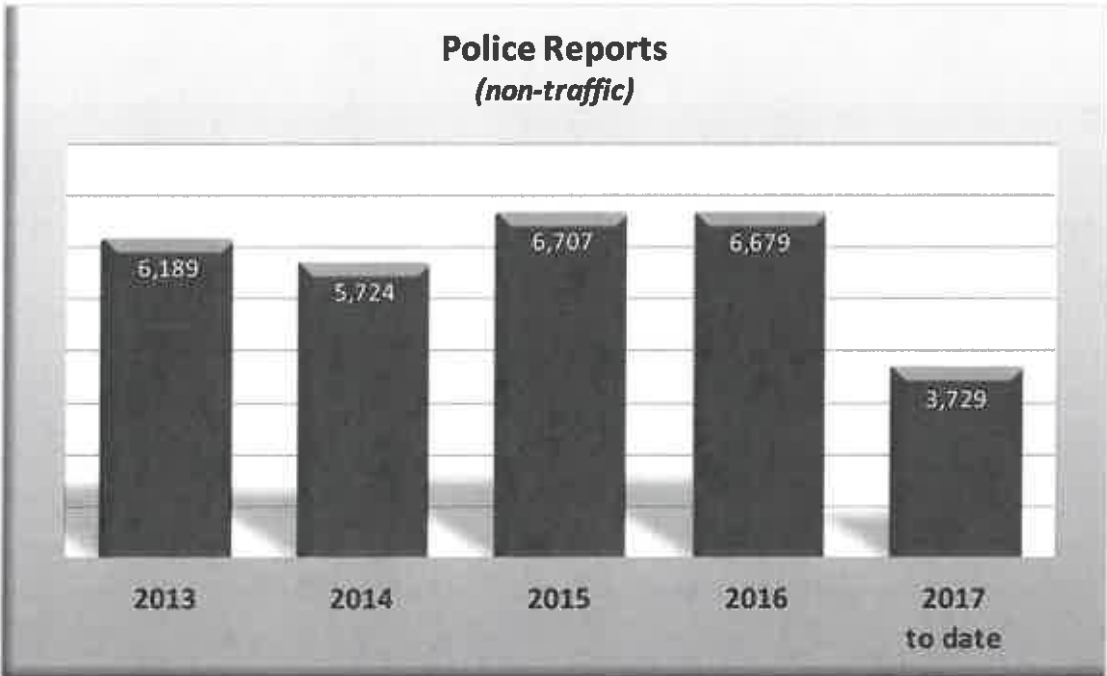


CALLS FOR SERVICE BY DAY OF WEEK



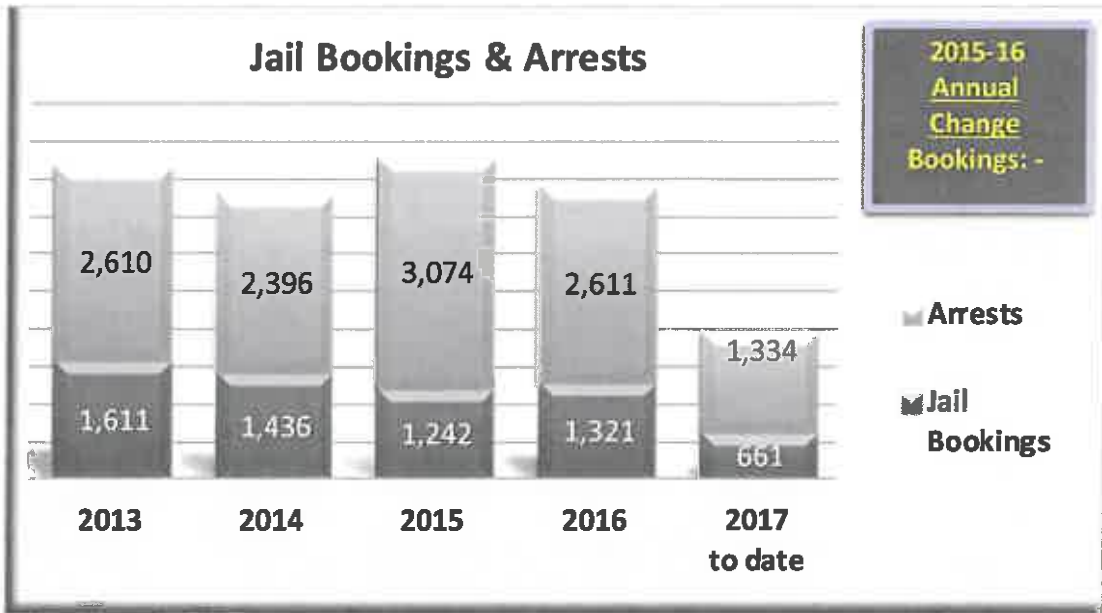
POLICE REPORTS TAKEN (non-traffic)

	<i>June 2017 (Previous Month)</i>	<i>July 2017 (Current Month)</i>	<i>July 2016 (This Month Last Year)</i>
Police Reports	557	603	599



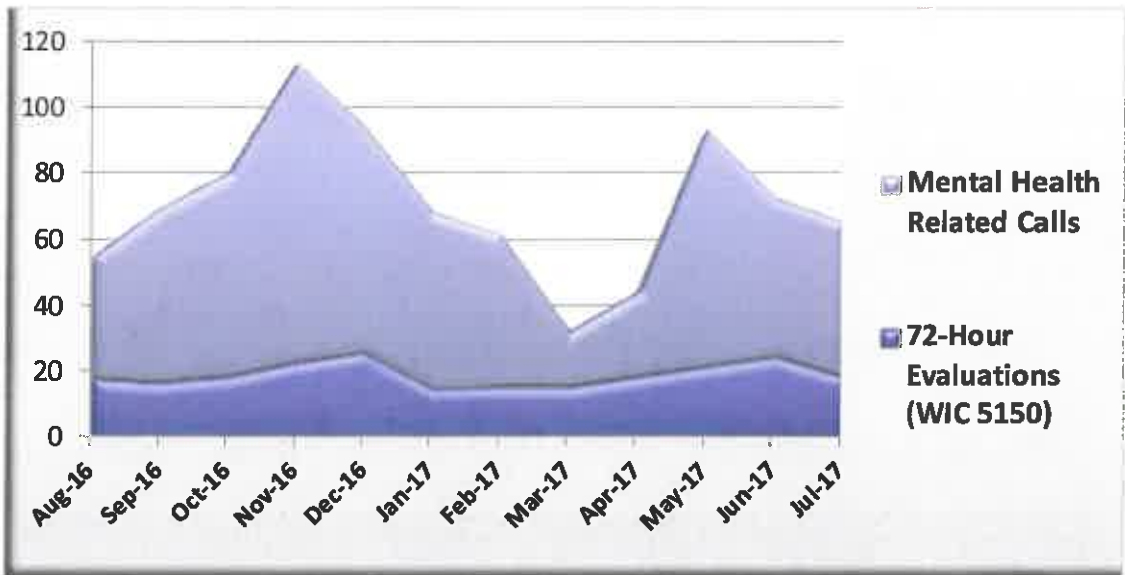
JAIL BOOKINGS AND ARRESTS

	<i>June 2017 (Previous Month)</i>	<i>July 2017 (Current Month)</i>	<i>July 2016 (This Month Last Year)</i>
Jail Bookings	101	123	107
Total Arrests <i>(including cite & release)</i>	210	223	220



MENTAL HEALTH RELATED (MHR) CONTACTS

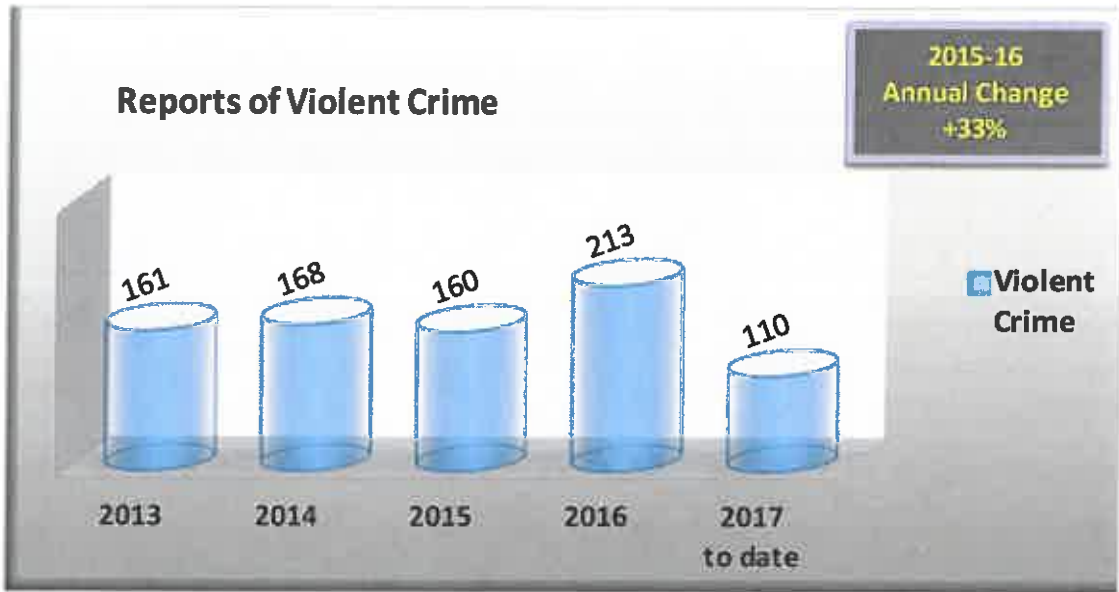
	<i>June 2017 (Previous Month)</i>	<i>July 2017 (Current Month)</i>	<i>July 2016 (This Month Last Year)</i>
72-Hour Evaluations	25	19	20
MHR Calls for Service	48	47	27



Investigations Section

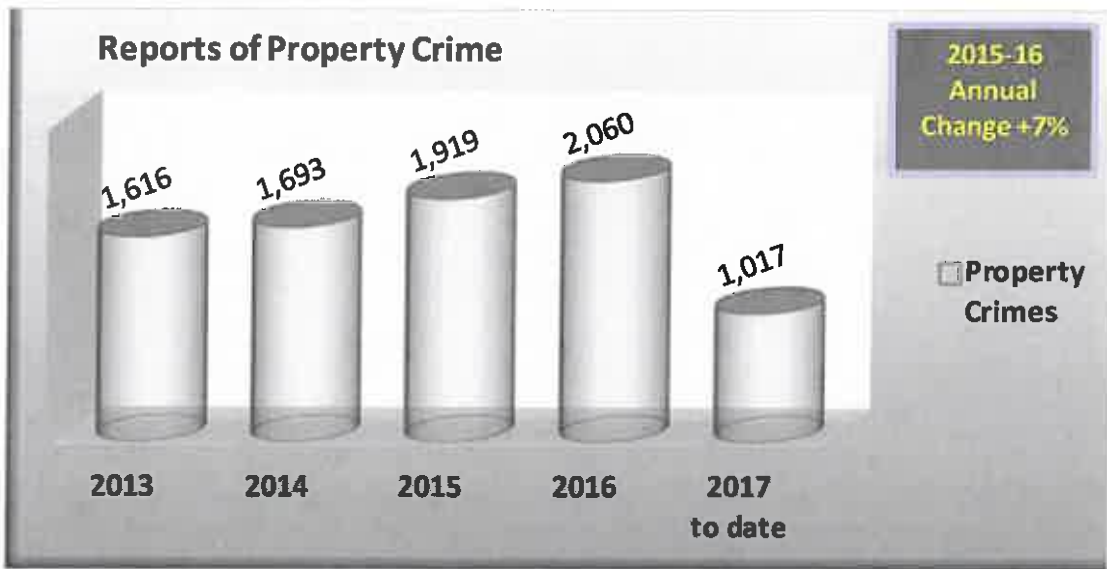
VIOLENT CRIME

	<i>June 2017 (Previous Month)</i>	<i>July 2017 (Current Month)</i>	<i>July 2016 (This Month Last Year)</i>
Total Violent Crime	15	20	17



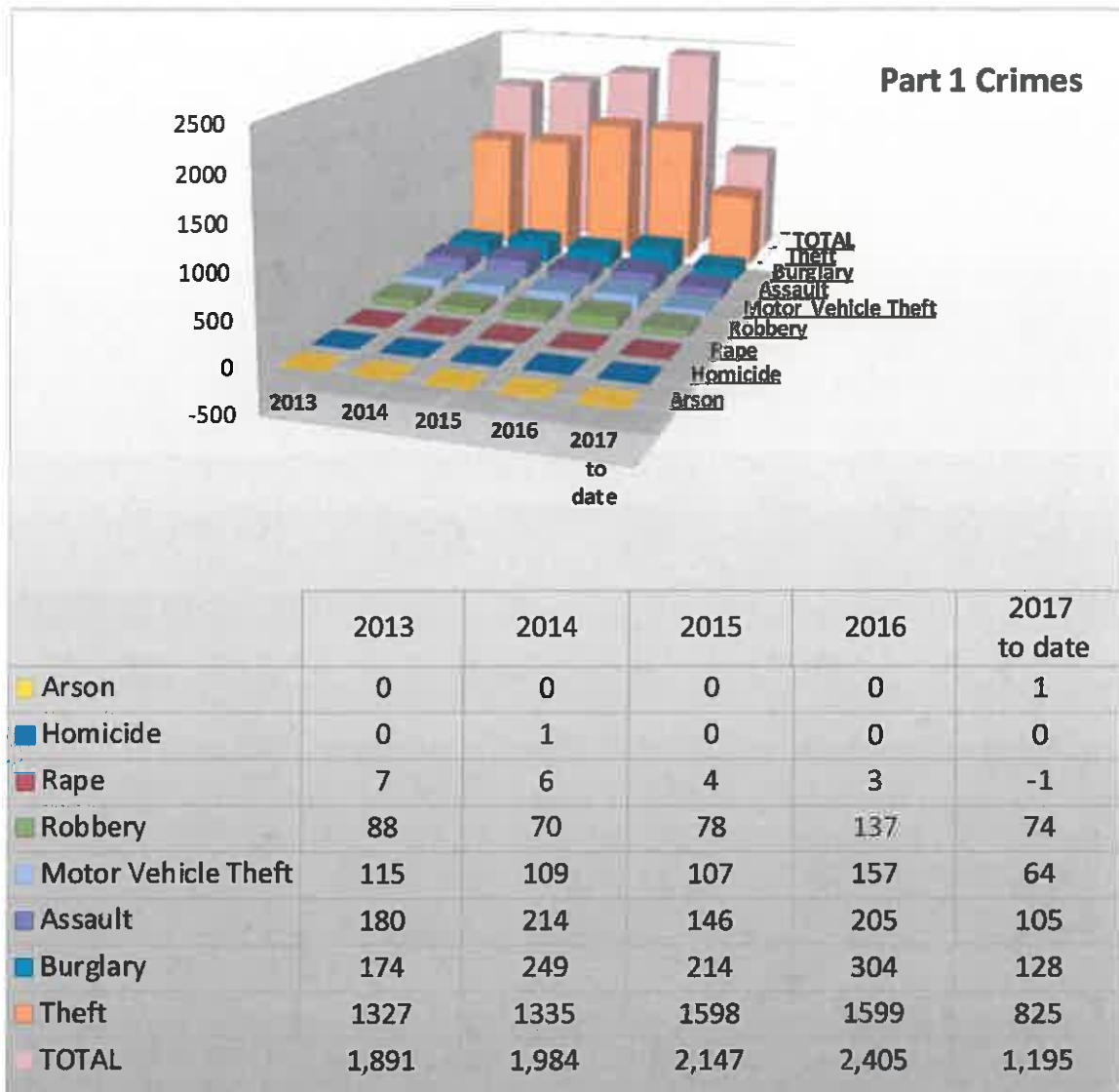
PROPERTY CRIME

	<i>June 2017 (Previous Month)</i>	<i>July 2017 (Current Month)</i>	<i>July 2016 (This Month Last Year)</i>
Total Property Crime	142	179	217



PART 1 CRIMES

	<i>June 2017 (Previous Month)</i>	<i>July 2017 (Current Month)</i>	<i>July 2016 (This Month Last Year)</i>	<i>2015-16 Annual Change</i>
Arson	0	0	0	N/A
Homicide	0	0	0	100%
Rape	0	-1	0	-17%
Robbery	14	10	11	-26%
Assault	11	26	17	16%
Burglary	18	17	39	30%
Theft	116	154	164	1%
Vehicle Theft	8	8	14	-6%
TOTAL	167	214	245	5%



WESTFIELD MALL CRIME

	<i>June 2017 (Previous Month)</i>	<i>July 2017 (Current Month)</i>	<i>July 2016 (This Month Last Year)</i>
Total Mall Crime	45	60	85



CASE CLEARANCE

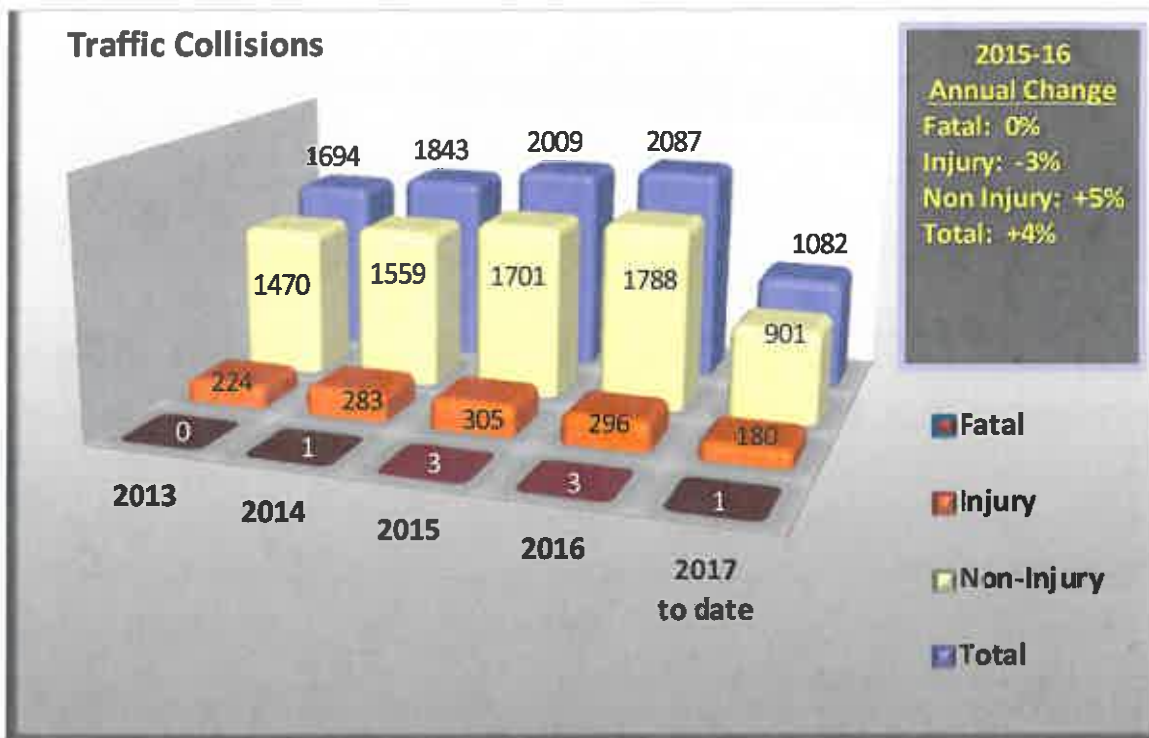
	<i>June 2017 (Previous Month)</i>	<i>July 2017 (Current Month)</i>	<i>July 2016 (This Month Last Year)</i>
Total Offenses	167	214	245
Offenses Cleared	48	70	103
Clearance Rate	29%	33%	42%



Traffic Section

COLLISIONS

	<i>June 2017</i> <i>(Previous Month)</i>	<i>July 2017</i> <i>(Current Month)</i>	<i>July 2016</i> <i>(This Month Last Year)</i>
Fatal	0	0	0
Injury	26	31	24
Non-Injury	138	122	139
Total	164	153	163



PRIMARY COLLISION FACTORS

		July 2017	2017 Total
CVC 21801(a)	Left Turn or U-Turn	7	33
CVC 22350	Basic Speed Law	6	49
CVC 21453(a)	Circular Red or Red Arrow	4	22
CVC 22107	Turning Movements & Req'd Signals	3	18
CVC 21650.1	Bicycle Operated on Roadway	0	4
CVC 21703	Following Too Closely	1	6

HIT & RUN

	<i>June 2017 (Previous Month)</i>	<i>July 2017 (Current Month)</i>	<i>July 2016 (This Month Last Year)</i>
Felony H&R	3	1	0
Misd. H&R	7	13	5
Total	10	14	5



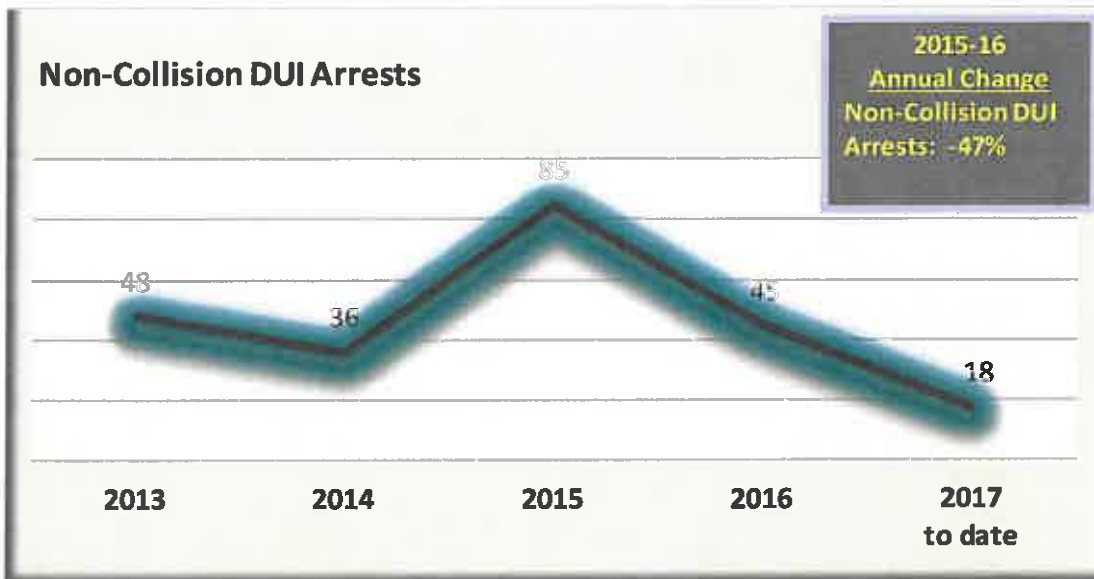
DUI COLLISIONS

	<i>June 2017 (Previous Month)</i>	<i>July 2017 (Current Month)</i>	<i>July 2016 (This Month Last Year)</i>
DUI T/C Misd. Arrests	2	4	6
DUI T/C Felony Arrests	0	2	0
Total DUI T/C Arrests	2	6	6



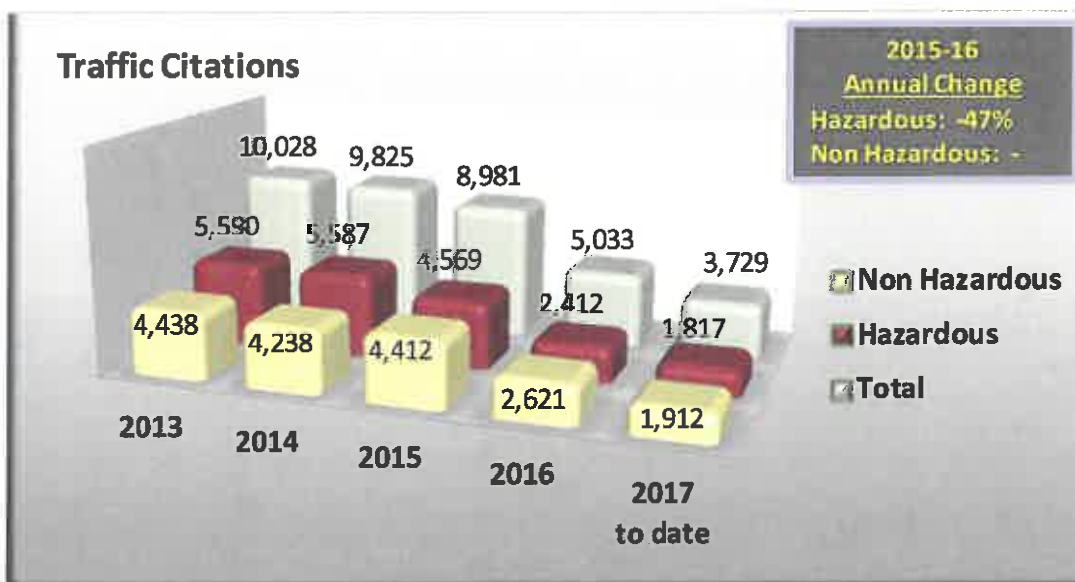
DRIVING UNDER THE INFLUENCE (DUI) ARREST

	<i>June 2017 (Previous Month)</i>	<i>July 2017 (Current Month)</i>	<i>July 2016 (This Month Last Year)</i>
Non-Collision DUI Arrests	0	9	2



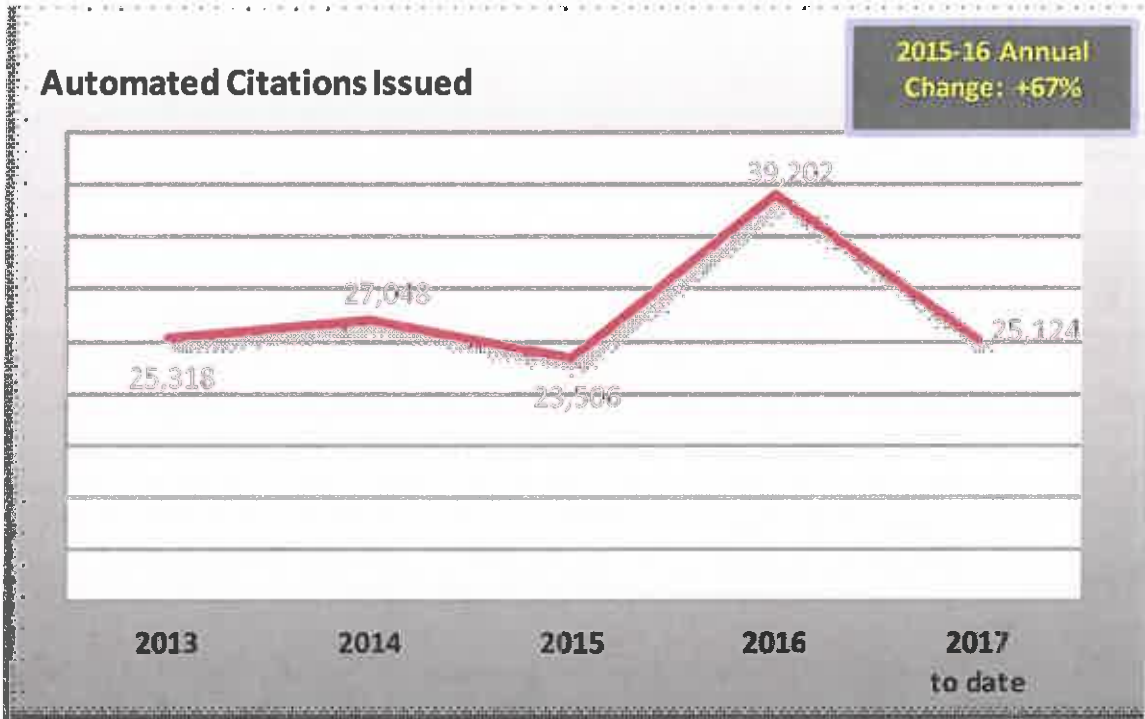
TRAFFIC CITATIONS

	<i>June 2017 (Previous Month)</i>	<i>July 2017 (Current Month)</i>	<i>July 2016 (This Month Last Year)</i>
Hazardous	309	234	207
Non Hazardous	406	270	196
Total	769	504	403



RED LIGHT PHOTO ENFORCEMENT

	<i>June 2017 (Previous Month)</i>	<i>July 2017 (Current Month)</i>	<i>July 2016 (This Month Last Year)</i>
Citations Issued	3,262	4,958	3,209

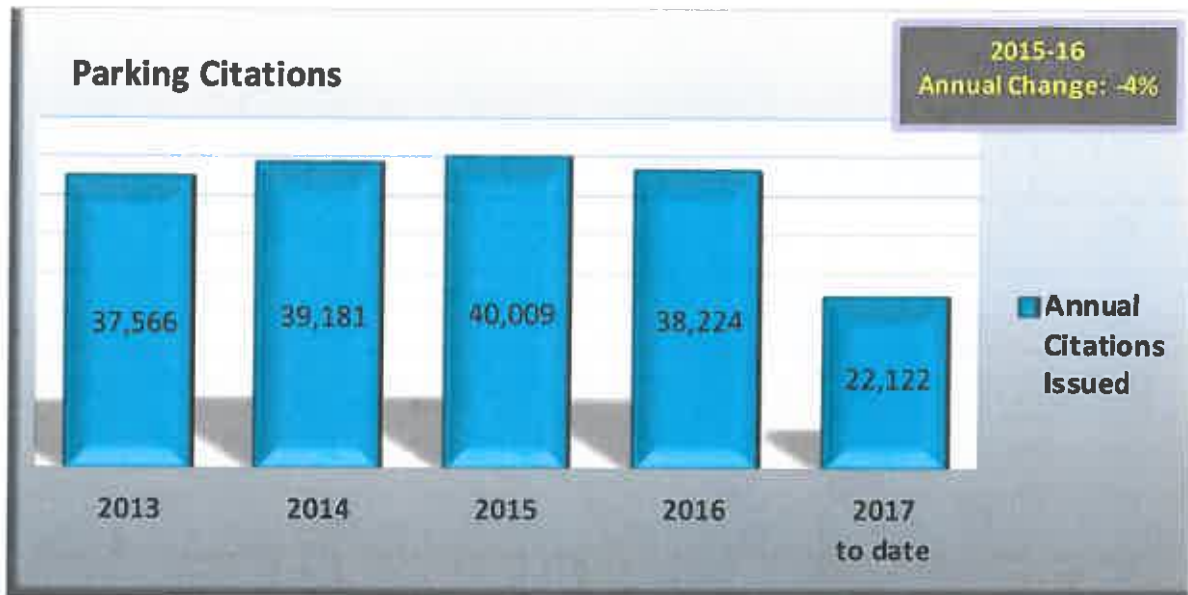


All 21 cameras were fully operation. No accidents were reported to the Police Department at photo enforcement equipped intersections.



PARKING CITATIONS

	<i>June 2017 (Previous Month)</i>	<i>July 2017 (Current Month)</i>	<i>July 2016 (This Month Last Year)</i>
Citations Issued	3,501	2,998	2,891



METER COLLECTION

	<i>June 2017 (Previous Month)</i>	<i>July 2017 (Current Month)</i>	<i>July 2016 (This Month Last Year)</i>
Coin Collection	\$56,418	\$47,682	\$56,724
Credit Card Collection	\$81,668	\$81,503	\$73,972



ANIMAL CONTROL

	<i>June 2017 (Previous Month)</i>	<i>July 2017 (Current Month)</i>	<i>July 2016 (This Month Last Year)</i>
CCPD Handled Calls	*109	*138	233
Investigations	12	6	1
Bite(s)	2	1	2
ASO Phone Call Volume	205	238	284

* No longer able to track calls deferred to County for service

